

| Statement Showing Shareholding Pattern | | | | | | | | |
|--|--|-----------------------------------|------------------------|--|--|----------------------------|--|-----------------|
| Name of the Company : | | INTEGRATED THERMOPLASTICS LIMITED | | | | | | |
| Scrip Code : 530921 | | Quarter Ended : 31.12.2010 | | | | | | |
| Vareg ory code | Category of Shareholder | Number of Shareholders | Total number of shares | Number of shares held in dematerialized form | Total shareholding as a percentage of total number | | Shares Pledged or otherwise encumbered | |
| | | | | | As a percentage of (A+B) ¹ | As a percentage of (A+B+C) | Number of shares | As a percentage |
| (A) | Shareholding of Promoter and Promoter Group² | | | | | | | |
| 1 | Indian | | | | | | | |
| (a) | Individuals/ Hindu Undivided Family | 3 | 727000.00 | | 11.56 | 11.56 | | |
| (b) | Central Government/ State Government(s) | 0 | 0.00 | | 0.00 | 0.00 | | |
| (c) | Bodies Corporate | 1 | 1363800.00 | | 21.69 | 21.69 | | |
| (d) | Financial Institutions/ Banks | 0 | 0.00 | | 0.00 | 0.00 | | |
| (e) | Any Others (Specify) | 0 | 0.00 | | 0.00 | 0.00 | | |
| (A1) | | | | | | | | |
| (A2) | | | | | | | | |
| | Sub-Total (A)(1) | 4 | 2090800.00 | 0 | 33.25 | 33.25 | | 0.00 |
| | | | | | 0.00 | 0.00 | | 0.00 |
| 2 | Foreign | | | | | | | |
| (a) | Individuals (Non-Residents) | | | | | | | |
| (b) | Foreign Individuals | 0 | 0.00 | | 0.00 | 0.00 | | |
| (c) | Bodies Corporate | 0 | 0.00 | | 0.00 | 0.00 | | |
| (d) | Institutions | 0 | 0.00 | | 0.00 | 0.00 | | |
| (e) | Any Others (Specify) | 0 | 0.00 | | 0.00 | 0.00 | | |
| (A1) | | | | | | | | |
| (A2) | | | | | | | | |
| | Sub-Total (A)(2) | 0 | 0.00 | 0 | 0.00 | 0.00 | | 0.00 |
| | | | | | 0.00 | 0.00 | | 0.00 |
| | Total Shareholding of Promoter and Promoter Group (A) (A1)+(A2) | 4 | 2090800.00 | 0.00 | 33.25 | 33.25 | | 0.00 |
| (B) | Public shareholding | | | | | | | |
| 1 | Institutions | | | | | | | |
| (a) | Mutual Funds/ UTI | 1 | 48600.00 | 0 | 0.23 | 0.23 | | 0.00 |
| (b) | Financial Institutions/ Banks | | | | 0.00 | 0.00 | | |
| (c) | Central Government/ State Government(s) | | | | 0.00 | 0.00 | | |
| (d) | Venture Capital Funds | | | | 0.00 | 0.00 | | |
| (e) | Insurance Companies | | | | 0.00 | 0.00 | | |
| (f) | Foreign Institutional Investors | | | | 0.00 | 0.00 | | |
| (g) | Foreign Venture Capital Investors | | | | 0.00 | 0.00 | | |
| (h) | Any Other (specify) | | | | 0.00 | 0.00 | | |
| (B1) | | | | | | | | |
| (B2) | | | | | | | | |
| | Sub-Total (B)(1) | 1 | 48600.00 | 0.00 | 0.23 | 0.23 | | 0.00 |


For Integrated Thermoplastics Limited

Chetana

Director

| | | | | | | | | | |
|-----|--|-------------|-------------------|-------------|---------------|---------------|--|--|-------------|
| B.2 | Non-institutions | | | | | | | | |
| (a) | Bodies Corporate | 16 | 189700.00 | | 3.02 | 81.3 | | | |
| (b) | Individuals | | | | 0.00 | 0.06 | | | |
| | Individuals - i) Individual shareholders holding nominal share capital up to Rs 1 lakh | 1734 | 2214960.00 | | 35.22 | 25.7 | | | |
| | ii) Individual shareholders holding nominal share capital in excess of Rs 1 lakh | 12 | 1164500.00 | | 18.52 | 8.8 | | | |
| (c) | Any Other (specify) NRIs | 224 | 580400.00 | | 9.23 | 6.33 | | | |
| | | | | | | | | | |
| | | | | | | | | | |
| | Sub-Total (B)(2) | 2013 | 4149500.00 | 0.00 | 65.98 | 65.98 | | | |
| | | | | | 0.00 | 136.0 | | | |
| (B) | Total Public Shareholding (B) (B)(1)+(B)(2) | 2014 | 4198100.00 | 0.00 | 66.75 | 66.75 | | | |
| | | | | | 0.00 | 136.0 | | | |
| | TOTAL (A)+(B) | 2018 | 6288900.00 | 0.00 | 100.00 | 100.00 | | | 0.00 |
| | | | | | 0.00 | 136.0 | | | |
| (C) | Shares held by Custodians and against which Depository Receipts have been issued | 0 | 0.00 | 0 | 0.00 | 0.00 | | | |
| | GRAND TOTAL (A)+(B)+(C) | 2018 | 6288900.00 | 0.00 | 100.00 | 100.00 | | | 0.00 |

For Integrated Thermoplastics Limited



Director

| Sl. No | Notes |
|--------|---------------------------|
| 1 | THERE IS NO ADRs AND GDRs |
| 2 | |
| 3 | |
| 4 | |
| 5 | |
| 6 | |
| 7 | |
| 8 | |
| 9 | |

For Integrated Thermoplastics Limited


Director

"Public" and holding more than 1% of the total number of shares

| Sr. No. | Name of the shareholder | Number of shares | Shares as a percentage of total number of shares {i.e. Grand Total (A)+(B)+(C) indicated in Statement at para (I)(a) above} |
|---------|-------------------------|------------------|---|
| 1 | SIVAVIRAJ MOORJANI | 120100 | 1.91 |
| 2 | ASHOK K.M.MARLAHOJI | 1000000 | 1.59 |
| 3 | | | |
| 4 | | | |
| 5 | | | |
| 6 | | | |
| 7 | | | |
| 8 | | | |
| 9 | | | |
| 10 | | | |
| TOTAL | | 220100 | 3.500 |


For Integrated Thermoplastics Limited


Director

(I)(d) Statement showing details of locked-in shares

| Sr. No. | Name of the shareholder | Number of locked-in shares | Locked-in shares as a percentage of total number of shares (i.e. Grand Total (A)+(B)+(C) indicated in Statement at para (I)(a) above) |
|--------------|-------------------------|----------------------------|---|
| 1 | | | |
| 2 | | | |
| 3 | | | |
| 4 | | | |
| 5 | | | |
| 6 | | | |
| 7 | | | |
| 8 | | | |
| 9 | | | |
| | | | |
| | | | |
| TOTAL | | NIL | NIL |

For Integrated Thermoplastics Limited



Director

(11)(a) Statement showing details of Depository Receipts (DRs)

| Sr. No. | Type of outstanding DR (ADRs, GDRs, SDRs, etc.) | Number of outstanding DRs | Number of shares underlying outstanding DRs | Shares underlying outstanding DRs as a percentage of total number of shares (i.e., Grand Total (A)+(B)+(C) indicated in Statement at para (1)(a) above) |
|--------------|--|------------------------------|--|---|
| 1 | | | | |
| 2 | | | | |
| 3 | | | | |
| 4 | | | | |
| 5 | | | | |
| 6 | | | | |
| 7 | | | | |
| 8 | | | | |
| 9 | | | | |
| TOTAL | | NIL | NIL | NIL |

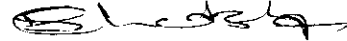
For Integrated Theerambplastics Limited

Director

(11)(b) Statement showing Holding of Depository Receipts (DRs), where underlying shares are in excess of 1% of the total number of shares

| Sr. No. | Name of the DR Holder | Type of outstanding DR (ADRs, GDRs, SDRs, etc.) | Number of shares underlying outstanding DRs | Shares underlying outstanding DRs as a percentage of total number of shares [i.e., Grand Total (A)+(B)+(C) indicated in Statement at para (1)(a) above] |
|--------------|-----------------------|---|---|---|
| 1 | | | | |
| 2 | | | | |
| 3 | | | | |
| 4 | | | | |
| 5 | | | | |
| 6 | | | | |
| 7 | | | | |
| 8 | | | | |
| 9 | | | | |
| | | | | |
| TOTAL | NIL | NIL | NIL | NIL |

For Integrated Thermoplastics Limited



Director